



Heidelberg, April 22, 2008

## PRESS RELEASE

*No. 61 / 2008*

### Each finger can be moved separately

#### **A new prosthetic hand is being tested at the Orthopedic University Hospital in Heidelberg / Grip function almost like a natural hand**

It can hold a credit card, use a keyboard with the index finger, and lift a bag weighing up to 20 kg – the world's first commercially available prosthetic hand that can move each finger separately and has an astounding range of grip configurations. For the first time worldwide a patient at the Orthopedic University Hospital in Heidelberg has tested both the "i-LIMB" hand in comparison with another innovative prosthesis, the so called "Fluidhand". Eighteen-year-old Sören Wolf, who was born with only one hand, is enthusiastic about its capabilities.

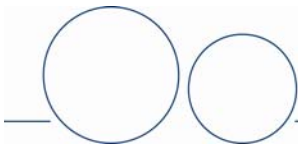
The new prosthetic hand developed and distributed by the Scottish company "Touch Bionics" certainly has advantages over previous models. For example, a comparable standard product from another manufacturer allows only a pinch grip using thumb, index, and middle finger, and not a grip using all five fingers. This does not allow a full-wrap grip of an object.

#### **Myoelectric signals from the stump of the arm control the prosthesis**

Complex electronics and five motors contained in the fingers enable every digit of the i-LIMB to be powered individually. A passive positioning of the thumb enables various grip configurations to be activated. The myoelectric signals from the stump control the prosthetic hand; muscle signals are picked up by electrodes on the skin and transferred to the control electronics in the prosthetic hand. Batteries provide the necessary power.

Press and Public Relations  
Department  
University Hospital Heidelberg  
and Medical Faculty of the  
University of Heidelberg  
Im Neuenheimer Feld 672  
69120 Heidelberg  
Fon +49 (0)6 221 56 45 36  
Fax +49 (0)6 221 56 45 44  
annette.tuffs(at)  
med.uni-heidelberg.de

[www.klinikum.uni-heidelberg.de/  
presse](http://www.klinikum.uni-heidelberg.de/presse)

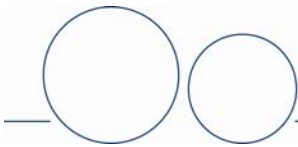


The “Fluidhand” from Karlsruhe, thus far developed only as a prototype that is also being tested in the Orthopedic University Hospital in Heidelberg, is based on a somewhat different principle. Unlike its predecessors, the new hand can close around objects, even those with irregular surfaces. A large contact surface and soft, passive form elements greatly reduce the gripping power required to hold onto such an object. The hand also feels softer, more elastic, and more natural than conventional hard prosthetic devices.

### **"Fluidhand" prosthetic device offers better finishing and better grip function**

The flexible drives are located directly in the movable finger joints and operate on the biological principle of the spider leg – to flex the joints, elastic chambers are pumped up by miniature hydraulics. In this way, index finger, middle finger and thumb can be moved independently. The prosthetic hand gives the stump feedback, enabling the amputee to sense the strength of the grip.

Thus far, Sören has been the only patient in Heidelberg who has tested both models. “This experience is very important for us,” says Merkur Alimusaj, head of the facilities at the Orthopedic University Hospital in Heidelberg. The two new models were the best of those tested, with a slight advantage for Fluidhand because of its better finishing, the programmed grip configurations, power feedback, and the more easily adjustable controls. However, this prosthetic device is not in serial production. “First the developers have to find a company to produce it,” says Alimusaj, as the costs of manufacturing it are comparatively high. However it is possible to produce an individual model. Thus far, only one patient in the world has received a Fluidhand for everyday use. A second patient will soon be fitted with this innovative prosthesis in Heidelberg.



## **Heidelberg Orthopedic Workshop provide a unique service in Germany**

The workshop at the Orthopedic University Hospital in Heidelberg has been in existence since 1919 and is unique in Germany. Since the Thalidomide tragedy in the 1960s it has had its own research department. Today there are some 60 specialized professionals employed in the orthopedic workshop who have learned their trade in many years of training. Every year, around 5,000 patients are fitted with orthopedic aids.

### **Contact:**

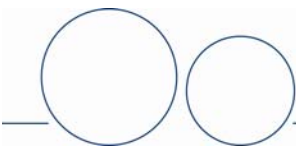
Merkur Alimusaj  
Stiftung Orthopädische Universitätsklinik  
Schlierbacher Landstrasse 200  
69118 Heidelberg  
Germany  
Phone: +49 6221 / 96 6406  
Email: alfons.fuchs@ok.uni-heidelberg.de

### **Website from „Touch Bionics“ about „i-Limb-Hand“:**

[www.touchbionics.com/professionals.php?section=5](http://www.touchbionics.com/professionals.php?section=5)


### **German press release from the Orthopedic University Hospital in Heidelberg on prosthetic arms ("Ein Hauch von Science-Fiction" [A Touch of Science Fiction]) on September 10, 2007:**

[idw-online.de/pages/de/news224826](http://idw-online.de/pages/de/news224826)



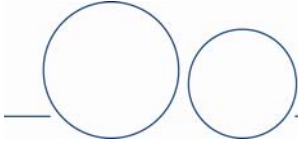
Prosthetic hand "i-LIMB" from the Scottish company "Touch Bionics".

Source: Orthopedic University Hospital in Heidelberg



Prototype of the "Fluidhand" of the Research Center in Karlsruhe.

Source: Orthopedic University Hospital in Heidelberg



**Requests by journalists:**

Dr. Annette Tuffs  
Head of Public Relations and Press Department  
University Hospital of Heidelberg and  
Medical Faculty of Heidelberg  
Im Neuenheimer Feld 672  
D-69120 Heidelberg  
Germany  
phone: +49 6221 / 56 45 36  
fax: +49 6221 / 56 45 44  
e-mail: annette.tuffs(at)med.uni-heidelberg.de

Selected english press releases online:  
**<http://www.klinikum.uni-heidelberg.de/presse>**

Heidelberg, April 22,2008

Dr. Annette Tuffs  
Head of Public Relations and Press Department  
University Hospital of Heidelberg and Medical Faculty of Heidelberg