

## Faculty

**Dr. P. Diana Afonso**  
Musculoskeletal Radiology  
Hospital Beatriz Angelo /  
Hospital da Luz,  
Grupo Luz Saúde  
Lisbon / Portugal

**Prof. Dr. Suzanne Anderson**  
Musculoskeletal Radiology  
Kantonsspital Baden  
(affiliated with the University  
of Zurich), Baden / Switzerland  
and The University  
of Notre Dame  
Sydney / Australia

**Prof. Dr. Remide Arkun**  
Ege University School of  
Medicine Bornova  
Izmir / Turkey

**Dr. Nirvikar Dahiya**  
Department of Radiology  
Mayo Clinic  
Scottsdale  
Arizona / United States

**Prof. Dr. Volker Ewerbeck**  
Center for Orthopedics, Trauma  
Surgery and Spinal Cord Injury  
University Hospital Heidelberg  
Heidelberg / Germany

**PD Dr. Jan Fritz**  
Russel H. Morgan Department  
of Radiology and Radiological  
Science  
Johns Hopkins Hospital  
Baltimore / United States

**Prof. Dr. Hans-Ulrich Kauczor**  
Diagnostic and  
Interventional Radiology  
University Hospital Heidelberg  
Heidelberg / Germany

**Prof. Dr. Christian R. Krestan**  
Department of Radiology  
Medical University Vienna /  
Vienna General Hospital  
Vienna / Austria

**Dr. Radhesh K. Lalam**  
Department of Radiology  
The Robert Jones & Agnes  
Hunt Orthopaedic Hospital  
Oswestry, Shropshire /  
United Kingdom

**Dr. Burkhard Lehner**  
Center for Orthopedics, Trauma  
Surgery and Spinal Cord Injury  
University Hospital Heidelberg  
Heidelberg / Germany

**Sebastian Niesporek**  
Medical Physics in Radiology  
German Cancer Research Center  
Heidelberg / Germany

**PD Dr. Iris-M. Nöbauer-Huhmann**  
Department of Radiology  
Medical University Vienna /  
Vienna General Hospital  
Vienna / Austria

**Prof. Dr. Sebnem Orguc**  
Department of Radiology  
Celal Bayar Üniversitesi  
Manisa / Turkey

**Dr. Olympia Papakonstantinou**  
2<sup>nd</sup> Department of Radiology  
National University of Athens  
„Attikon“ Hospital  
Athens / Greece

**Dr. Johannes Rehm**  
Diagnostic and  
Interventional Radiology  
University Hospital Heidelberg  
Heidelberg / Germany

**Dr. Christoph Rehnitz**  
Diagnostic and  
Interventional Radiology  
University Hospital Heidelberg  
Heidelberg / Germany

**Dr. Eva-Kristin Renker**  
Center for Orthopedics, Trauma  
Surgery and Spinal Cord Injury  
University Hospital Heidelberg  
Heidelberg / Germany

**Dr. Hatice Tuba Sanal**  
Department of Radiology  
Gulhane Military Medical  
School  
Ankara / Turkey

**PD Dr. Daniel Spira**  
Diagnostic and  
Interventional Radiology  
University Hospital Heidelberg  
Heidelberg / Germany

**Dr. Simon D. Sprengel**  
Diagnostic and  
Interventional Radiology  
University Hospital Heidelberg  
Heidelberg / Germany

**Dr. Simone A. J. ter Horst**  
Erasmus MC Sophia  
Children's Hospital  
Rotterdam / The Netherlands

**Dr. Henk-Jan van der Woude**  
Department of Radiology  
Radiologist at Onze Lieve  
Vrouwe Gasthuis  
Leiden University Medical  
Center  
Leiden / The Netherlands

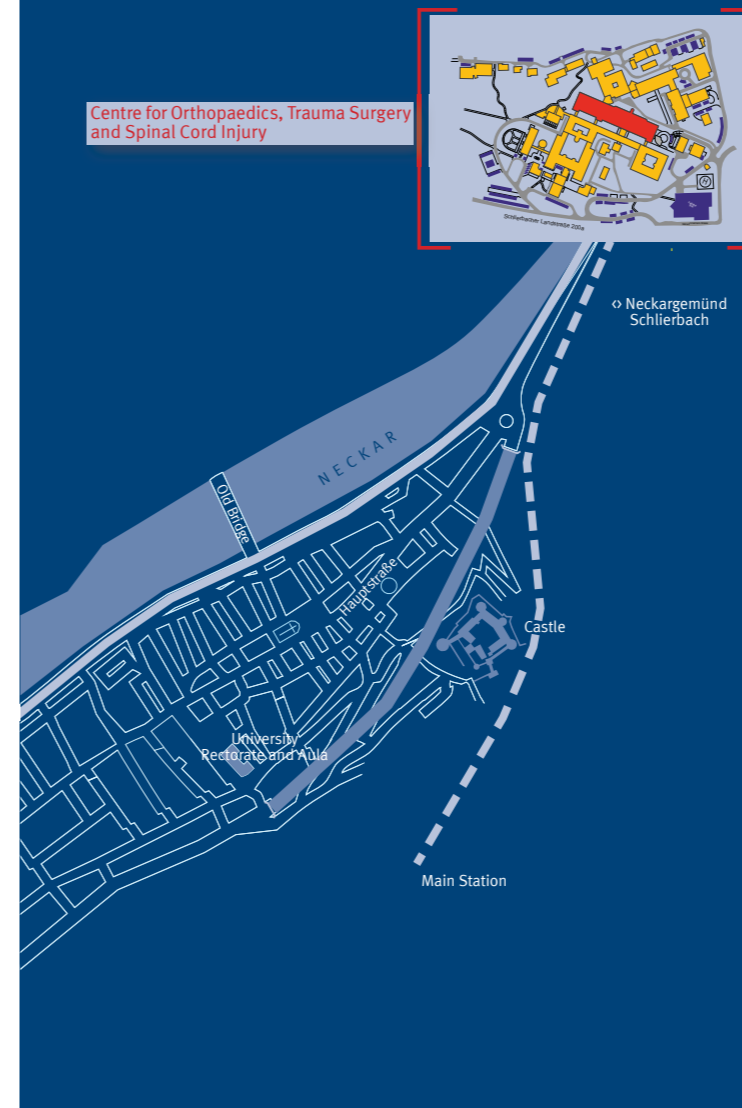
**Prof. Dr. Daniel Vanel**  
Research Department  
Rizzoli Institute  
Bologna / Italy

**Prof. Dr. Violeta Vasilevska  
Nikodinovska**  
Department of Radiology  
University Surgical Clinic  
„St. Naum Ohridski“  
University „Ss. Cyril and  
Methodius“  
Skopje / Macedonia


**Prof. Dr. Koenraad Verstraete**  
Department of Radiology  
Gent University Hospital,  
Ghent / Belgium

**Prof. Dr. Marc-André Weber**  
Diagnostic and  
Interventional Radiology  
University Hospital Heidelberg  
Heidelberg / Germany

**Dr. Marianne Winterstein**  
Diagnostic and  
Interventional Radiology  
University Hospital Heidelberg  
Heidelberg / Germany



IDz0899\_Unternehmenskommunikation/Medienzentrum Universitätsklinikum Heidelberg; Bildquelle: Universitätsklinikum Heidelberg

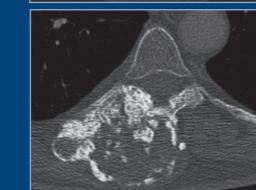
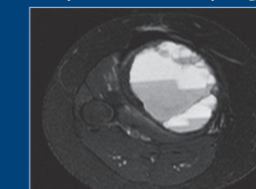


Heidelberg University Hospital

5<sup>th</sup> Heidelberg Summer School

**Musculoskeletal Cross  
Sectional Imaging 2016  
and ESSR Tumour Course**

July 22<sup>nd</sup> – July 23<sup>rd</sup>, 2016



This event is sponsored by

**SIEMENS**



**DIR** Diagnostic  
Interventional  
Radiology

## Welcome Address

### Dear Colleagues and Friends,

The fifth International Heidelberg Summer School on Musculoskeletal Cross Sectional Imaging 2016 and ESSR Tumour Course in Heidelberg/Germany will advance the international exchange of knowledge, ideas and experience by bringing together physicians and professional staff from all over the world. The Summer School is a yearly event and thus provides a continuous basis for academic exchange of medical, physical and technical know-how and advanced learning opportunities. All is necessary to fulfill the emerging clinical need for improved imaging diagnostics in the extensive field of musculoskeletal diseases. Additionally, we learn about the application of innovative products provided by the industrial partners.

The Summer School will take place at the Centre for Orthopaedics, Trauma Surgery and Spinal Cord Injury. "Life is movement" is the motto of the Heidelberg Orthopaedic Hospital, which is the largest facility of its kind in Germany. However, this motto can also serve our Summer School reflecting the continuously changing imaging algorithms and technical innovations in radiology.

I am pleased to welcome you in Heidelberg also on behalf of the University of Heidelberg. The symposium will take place in the context of the 630<sup>th</sup> anniversary of the "Ruperto Carolina University of Heidelberg", which is the oldest university in Germany and one of the oldest in Europe. For more than 600 years, our university has been a centre of international scientific and academic endeavours. In addition to our welcoming party, we hope you will take advantage of our offer to participate in the guided tour of the renowned Castle of Heidelberg and the Old Town that we have organized for you.

I am especially grateful to Siemens for their partnership and generous financial support as well as to Bayer for supporting our Summer School.

I hope for an interesting and inspiring meeting covering, both, refreshing and the latest advances in modern musculoskeletal imaging, as well as, an enjoyable stay in Heidelberg. Ruins of a castle full of secrets, a picturesque old quarter, the lovely Neckar Valley – this fascinating triad stands for Heidelberg, Germany's most romantic city with more than three million visitors every year enjoying the various places of interest and the pleasant atmosphere. I am sure you will also enjoy your participation!

### Marc-André Weber, MD MSc

Professor of Radiology

## Programme *(All lectures are in English)*

### Day 1 (July 22<sup>nd</sup>)

08:00 Registration  
09:00 Short Introduction (*Weber-MA, Heidelberg*)  
09:05 Welcome address (*Ewerbeck-V, Heidelberg*)

#### Session 1 – Bone tumours – I *(chair: Lehner-B, Heidelberg)*

09:15 Bone tumours and mimickers – introduction (*Verstraete-K, Ghent*)  
09:45 Bone forming tumours (*Anderson-S, Baden*)  
10:15 Cartilage tumours (*Afonso-PD, Lisbon*)

10:45-11:00 *Coffee break*

#### Session 2 – Soft tissue tumours – Diagnostics

*(chair: Renker-EK, Heidelberg)*

11:00 ESSR algorithm on soft tissue tumours (*Nöbauer-Huhmann-IM, Vienna*)  
11:30 Soft tissue tumours – differential diagnosis (*Lalam-R, Oswestry*)  
12:00 Value of ultrasound und ultrasound-guided interventions (*Dahiya-N, Scottsdale / Arizona*)

12:30-14:00 *Lunch break and buffet*

#### Session 3 – Bone and soft tissue tumours – Treatment

*(chair: Lalam-R, Oswestry)*

14:00 Intra-articular lesions and joint invasion – what should we tell the surgeon? (*Arkun-R, Izmir*)  
14:30 Biopsy methods for bone and soft tissue tumours (*Vasilevska Nikodinovska-V, Skopje*)  
15:00 Modern bone and soft tissue tumour treatment (*Lehner-B, Heidelberg*)

15:30-16:00 *Coffee break*

#### Session 4 – Image interpretation pearls and pitfalls

*(chair: Anderson-S, Baden)*

16:00 Quiz cases – 1 (*Spira-D, Heidelberg*)  
16:30 Quiz cases – 2 (*Verstraete-K, Ghent*)  
17:00 Tumour mimics (*Orguc-S, Manisa*)

17:30 *End of lectures at day 1 - Get together and buffet for all participants, Bus transfer to the Castle*

19:30 *Guided tour of the Castle of Heidelberg*

### Day 2 (July 23<sup>rd</sup>)

9:00 Short Introduction and Welcome address (*Kauczor-HU, Heidelberg*)

#### Session 5 – Bone tumours – Challenges and emerging methods

*(chair: Kauczor-HU, Heidelberg)*

09:05 Challenges in imaging of a bone tumour (*Vanel-D, Bologna*)  
09:35 Whole-body staging (*Krestan-C, Vienna*)  
10:05 Bone lesions in cancer patients - always a metastasis? (*Weber-MA, Heidelberg*)

10:35-11:00 *Coffee break*

#### Session 6 – Bone tumours – special issues I *(chair: Arkun-R, Izmir)*

11:00 Follow-up of bone tumours (*Krestan-C, Vienna*)  
11:30 What the pathologist wants to know from the radiologist? (*Van der Woude-HJ, Leiden*)  
12:00 My favourite misdiagnosis (*Sanal-HT, Ankara*)  
12:30 Recent advances in MSK tumour imaging (*Fritz-J, Baltimore*)

13:00-14:00 *Lunch break and buffet*

#### Session 7 – Bone tumours – special issues II

*(chair: Vasilevska Nikodinovska-V, Skopje)*

14:00 Paediatric MSK tumours (*ter Horst-SAJ, Rotterdam*)  
14:30 T2w-hypointense MSK tumours and tumour like lesions (*Papakonstantinou-O, Athens*)  
15:00 Interesting cases – what is your diagnosis? (*Rehnitz-C, Heidelberg*)  
15:35 Closing remarks (*Weber-MA, Heidelberg*)

15:40 *End of lecture programme*

15:40-16:00 *Coffee break, Get together, Bus transfer to the Old Town and German Cancer Research Center*

16:20 *Guided tour of the Old Town including the Market Square (Marktplatz), with the Church of the Holy Spirit (Heiliggeistkirche) and the nearby Old Bridge (Sprenkel-SD & Winterstein-M, Heidelberg)*

16:20 *Alternative programme: Visit of the 7-Tesla MRI unit at the German Cancer Research Centre (dkfz; Niesporek-S, Heidelberg)*

*Four posters with 12 tumour quiz cases will be on display during the breaks (Sprenkel-SD, Spira-D, Rehm-J, Weber-MA, Heidelberg).*

## Venue

The symposium will take place at the Centre for Orthopaedics, Trauma Surgery and Spinal Cord Injury, University Hospital Heidelberg.

Schlierbacher Landstr. 200a  
D-69118 Heidelberg/Germany

### Registration and further information

Mrs. Marianne Krebs  
Secretary of the Section Musculoskeletal Radiology  
University Hospital Heidelberg  
Schlierbacher Landstr. 200a  
D-69118 Heidelberg/Germany  
Phone: +49 6221 5626602  
E-mail: Marianne.Krebs@med.uni-heidelberg.de

or visit: [www.heidelbergsummerschool.de](http://www.heidelbergsummerschool.de)

Early registration until June 1<sup>st</sup>, 2016: 199 €  
Registration fee after June 1<sup>st</sup>, 2016: 249 €

### Course Director

Marc-André Weber, MD MSc  
Professor of Radiology, Section Head Musculoskeletal Radiology, University Hospital Heidelberg

Qualitätssicherung durch



This symposium is accredited and evaluated by the Academy for Continuing Medical Education in Radiology of the German Radiological Society.

### CME Accreditation

The symposium will be accredited by the "Landesärztekammer Baden-Württemberg" with 15 CME credits (category A), which are recognised by all German Medical Chambers and the German Radiological Society.



This course is endorsed by the ESSR subcommittee on tumours. Also, the symposium is accredited for 1 category 3 credit point for the ESSR diploma by the European Society of Musculoskeletal Radiology.

A symposium related confirmation will be available during the meeting at the registration desk.

### Acknowledgement

This event is sponsored by Siemens and Bayer.